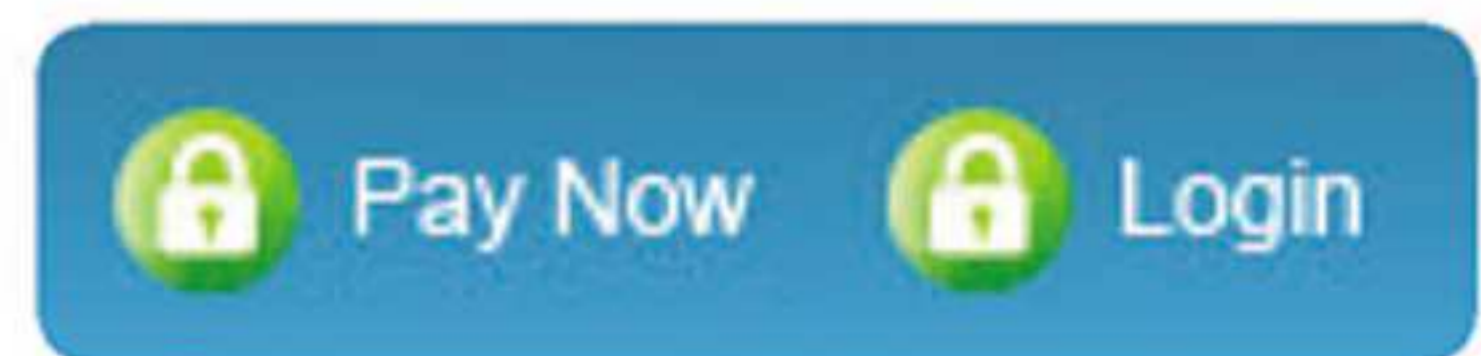


# Acri Community Realty: online payment guide

## How to Setup AutoPay and Make One-Time Payments

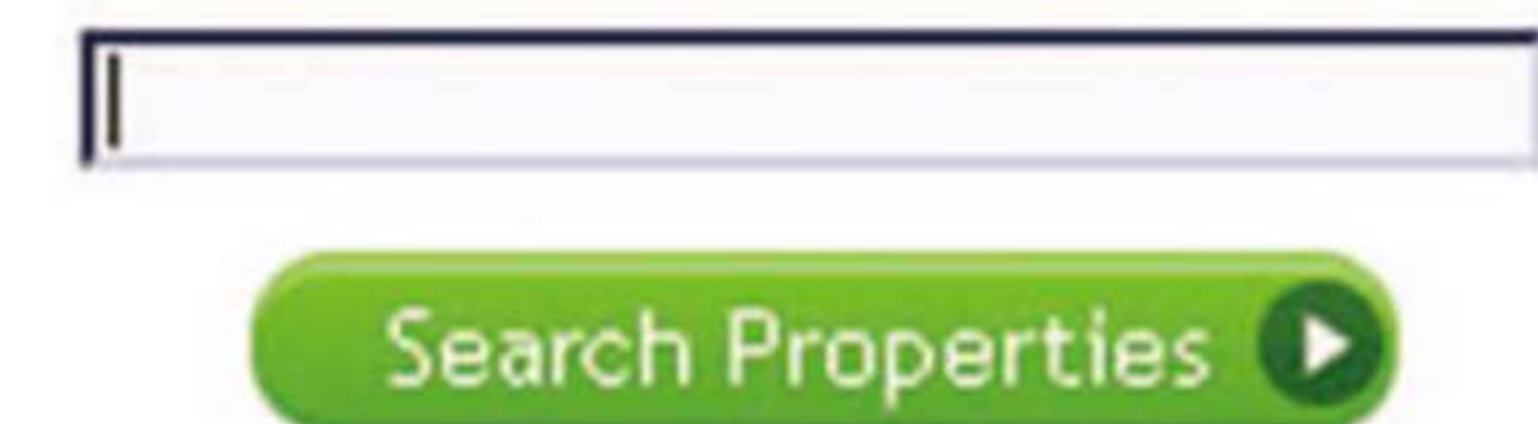
1

- Visit [acriralty.com](http://acriralty.com) or your community website.
- Find the Pay Now button or Login to the site




2

- Select your community or property
- Select your unit or community from the search results
- Confirm selection by zip code, and address



3

- Fill out your personal details and click continue
- Select setup AutoPay or make one-time payment



### AutoPay

Schedule the start and end date of the month and frequency of when you would like your rent payment to be debited from your account. Confirm the details are accurate. Click Continue.

Please enter your AutoPay settings and amounts below:

<b>AutoPay Settings</b>	
* First Payment	Sep 2009
* Last Payment	Sep 2010
* Day of Month to Pay	28
* Frequency	MONTHLY
<b>Amounts</b>	
Rent	\$ 0.00
Other	\$ 0.00
<b>Total</b>	<b>\$0.00</b>

Continue

Now you never have to remember to pay rent again!

### One-Time

Fill out the transaction form and click Continue.

Card VISA M.C. 2010

\* Card #  
\* Expiration  
\* First Name on Card  
\* Last Name on Card

Bank Account (link)

\* Name of Account Holder This must match the name on the bank account  
\* Account Type  
\* Routing # (9 digits) Help?  
\* Account # Help?  
\* Confirm Account #

**Billing address is required**

\* Billing Address  
\* Billing City  
\* Billing State/Province  
\* Billing Postal Code  
\* Billing Country United States

Continue

Your rent payment has been made!  
An email confirmation will be sent to you.

### Need More Information?

Call Acri Community Realty and ask for our dues payment specialist.

412-459-0111

